

Residential Safety




Fire Safety

Fire Safety Inside your house

- Kitchen
- Living Room
- Hallway
- Bedroom
- Bathroom
- Garage


1. Kitchen



Keep a fire extinguisher in the kitchen


- Maintain electric and gas stoves in good operating condition
- Move the handles of pots and pans containing hot liquids away from the front of the stove
- Place flammable curtains and towels away from burners on the stove
- Store matches and lighters out of the reach of children

2. Living Room




- Install a screen on your fireplace
- Store the ashes from your fireplace (and barbecue) in a non-combustible container and dispose of only when cold
- Clean fireplace chimneys and flues at least once a year

3. Hallway




- Install smoke detectors between living and sleeping areas
- Test smoke detectors monthly and replace batteries twice a year, when clocks are changed in the spring and fall
- Make sure that electrical outlets are designed to handle appliance loads
- Install child safety plugs (caps) on electrical outlets
- Replace electrical cords that do not work properly, have loose connections or are frayed

4. Bedroom




- If you sleep with the door closed, install a smoke detector in the bedroom
- Turn off electric blankets and other electric appliances when not in use
- Do not smoke in bed

5. Bathroom



- Disconnect hot appliances such as curling irons and electric irons when done; store in a safe location until cool
- Keep flammable items such as towels away from wall and floor heaters

6. Garage



- Mount a fire extinguisher in the garage
- Dispose of oily rags in metal containers
- Store all combustibles away from ignition sources such as water heaters
- Disconnect electrical tools and appliances when not in use
- Allow hot tools such as glue guns and soldering irons to cool before storing

Inside your house

- Practice good housekeeping
- Install quick-release security bars if you currently have fixed window bars.
- Unplug extension cords when not in use
- Don't use electrical items around water such as in the bathroom or kitchen
- Keep exit ways and stairways clear

Smoke Detectors

- Maintain smoke detectors with new batteries every year
- Have a smoke detector in every bedroom
- If you have a multi-level home, have a smoke detector on every level.
- Make sure it is UL and State Fire Marshal approved.
- Test monthly
- Replace after 10 years



Fire Safety Outside your house

- Roof
- Window Bars
- Landscaping
- Yard
- Fire Hydrants
- Access



Street

- Make sure your address is visible from the street



- Have proper lighting to deter crime and prevent injuries

- Make sure fire hydrants are not overgrown with vegetation or blocked by fences. Have a 3 ft. clearance.




Bad




Good

1. Roof




- Remove dead branches overhanging your roof
- Remove any branches within 10 feet of your chimney
- Clean all dead leaves and needles from your roof and gutters
- Cover your chimney outlet and stovepipe with a nonflammable screen of 1/2 inch or smaller mesh

2. Window Bars




Security bars should be installed with quick-release mechanisms to prevent trapping victims inside during an emergency.

3. Landscape




- Clear all annual grasses, weeds and flammable vegetation from around your home.
- Space native trees and shrubs at least 10 feet apart
- For trees taller than 18 feet, prune lower branches within six feet of the ground
- Maintain all plants by regularly removing dead branches, leaves and needles

4. Yard




- Stack woodpiles at least 30 feet from all structures and clear away flammable vegetation within 10 feet of woodpiles
- Remove all stacks of construction materials, pine needles, leaves and other debris from your yard
- Contact your local fire department to see if open burning is allowed in your area; if so, obtain a burning permit

5. Fire Hydrants



Keep a 3 foot clear space around
all fire hydrants

6. Access



- Make sure that your street is named or numbered, and a sign is visibly posted at each street intersection
- Post your house address at the beginning of your driveway, or on your house if it is easily visible from the road

Are you Fire Safe?

Have You...

1. Checked that your address is visible from the street?
2. Checked that your smoke detector is working?
3. Cleared the brush and flammable vegetation around your home?
4. Cleared 3 feet around your fire hydrant?
5. Installed a fire extinguisher in your home?
6. Placed smoke detectors in each bedroom and level of your home?
7. Checked small appliances? I.e. Coffee makers, irons, etc.
8. Unplugged extension cords and items not in use?
9. Safely stored flammables such as gasoline and oil?
10. Kept matches and lighters out of the reach of children?

You are your first defense..

Be Fire Safe

